

VMware vSphere™ 4

The Best Platform for Building
Cloud Infrastructures



VMware Studio 2.0

Matthew Ford

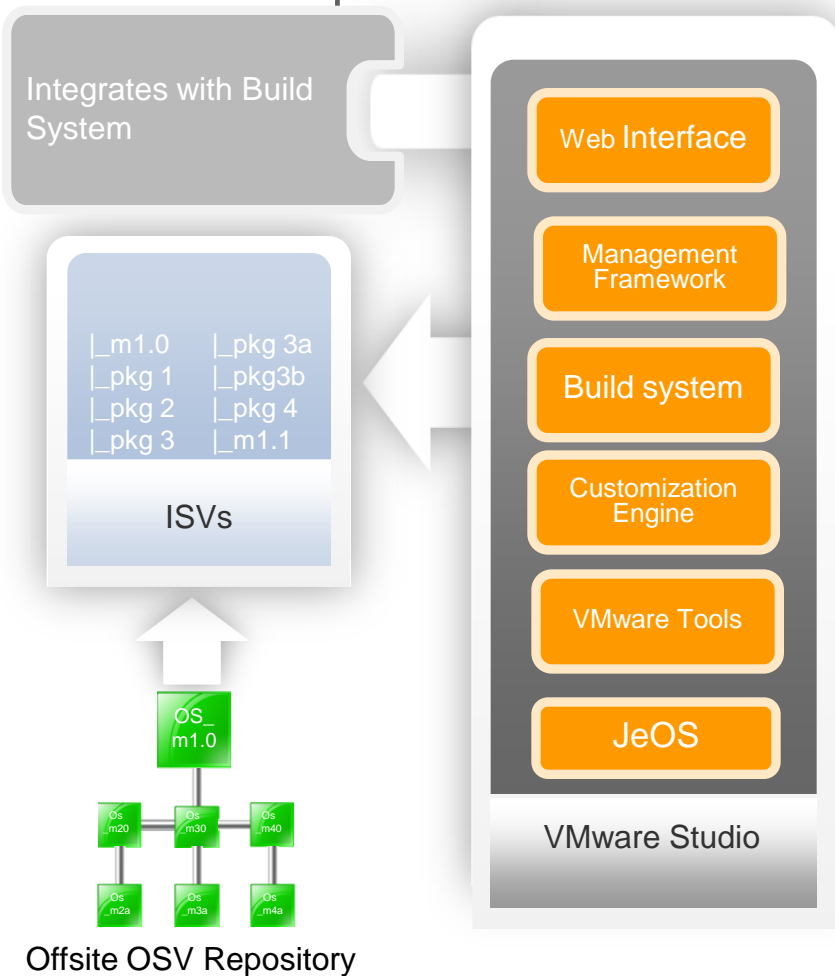
Senior Member of Technical Staff



Outline

- > What is VMware Studio?
 - New Features in Studio 2.0
 - VMs, Virtual Appliances, vApps
 - OVF, OVA
 - Features
 - Demo Authoring and Building of a VM
 - Eclipse Plugin
 - VM and vApp Authoring Environment
 - Build System
 - Extensible In Guest Framework
 - Application-to-vApp Demo

VA Development Environment



VA Deployment Environment



What is VMware Studio

- > Product for authoring and building VMs, Virtual Appliances and vApps
 - What is a VM
 - What is a Virtual Appliance
 - What is a vApp
- > Build System
 - Input
 - Standard Linux or Windows OS
 - Application Packaging (rpm,deb, tar, etc)
 - Output
 - Appliance- ZIP, OVF, OVA
 - Update Repository

New Features in Studio 2.0

- > 1.0 – product for ISVs shipping production-ready appliances
- > 2.0 – product for ISVs and developers

- > Additional features in 2.0
 - vApp support
 - Extensible in-guest framework
 - Eclipse plugin
 - Supports building Windows VMs
 - Existing VM as input
 - Support for most VMware provisioning platforms
 - Automatic package dependency resolution

VMware Studio - Getting Started

> Download Studio VM

■ Demo

- Accept EULA
- Set root Password
- Get Studio IP

> Installing VMware Studio Plugin for Eclipse

■ Demo

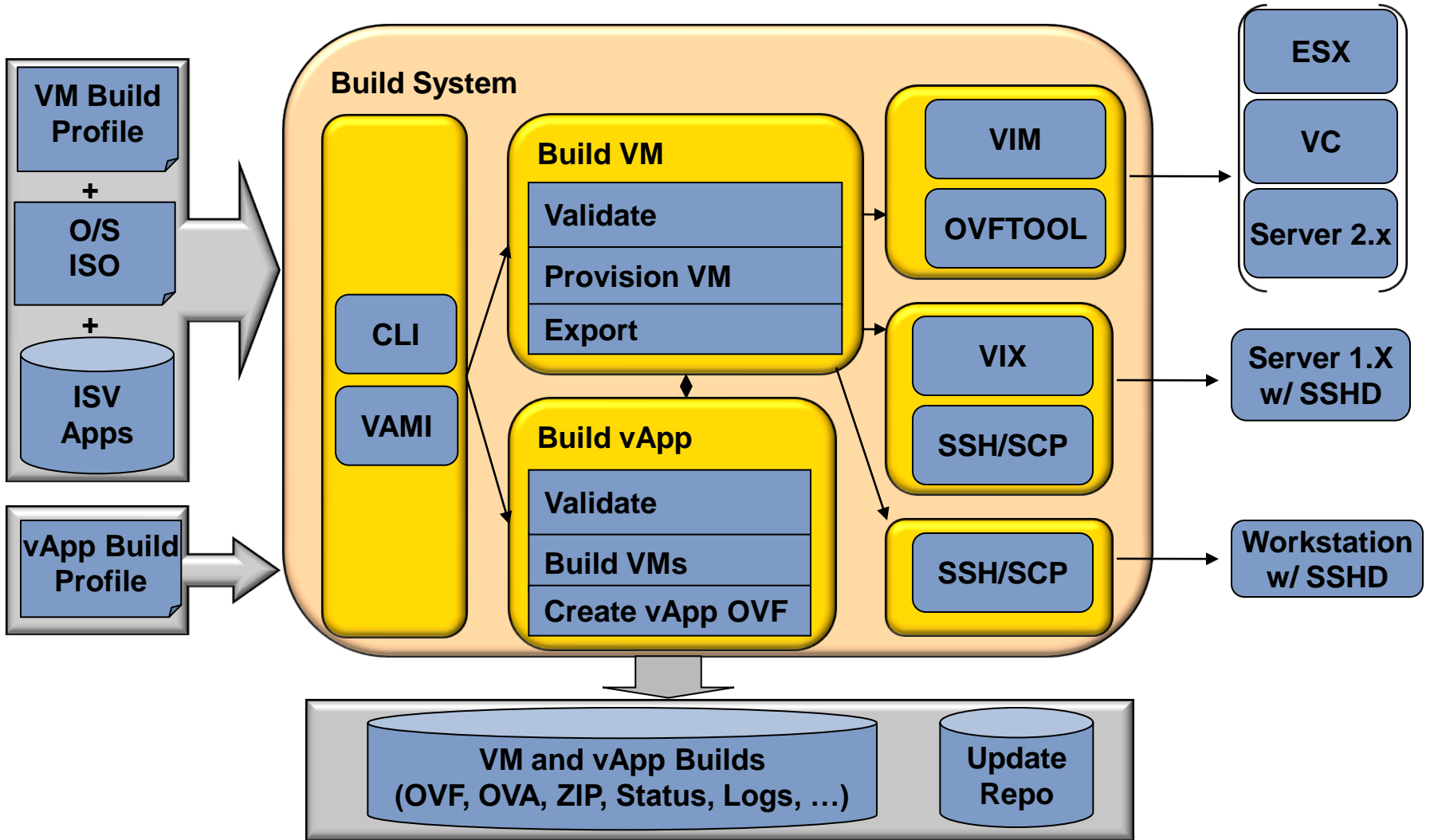
- Update Site
 - <http://<StudioIP>/eclipse/update/>
- Setup Connection

Demo Authoring and Building of a VM

- > Upload ISO Image
- > Create Profile
 - Set Welcome Text
 - Set Password
 - Setup Provising Engine

- > Start Build

Build Architecture



VMware Studio – Eclipse Plugin

> Demo

■ Eclipse

- Explorer view
- Application Package
- New Service

VMware Studio – VM and vApp Authoring Environment

> Demo

- Create Virtual Appliance
- Create vApp
- Windows VMs
- Existing VM as input

VMware Studio – Build System

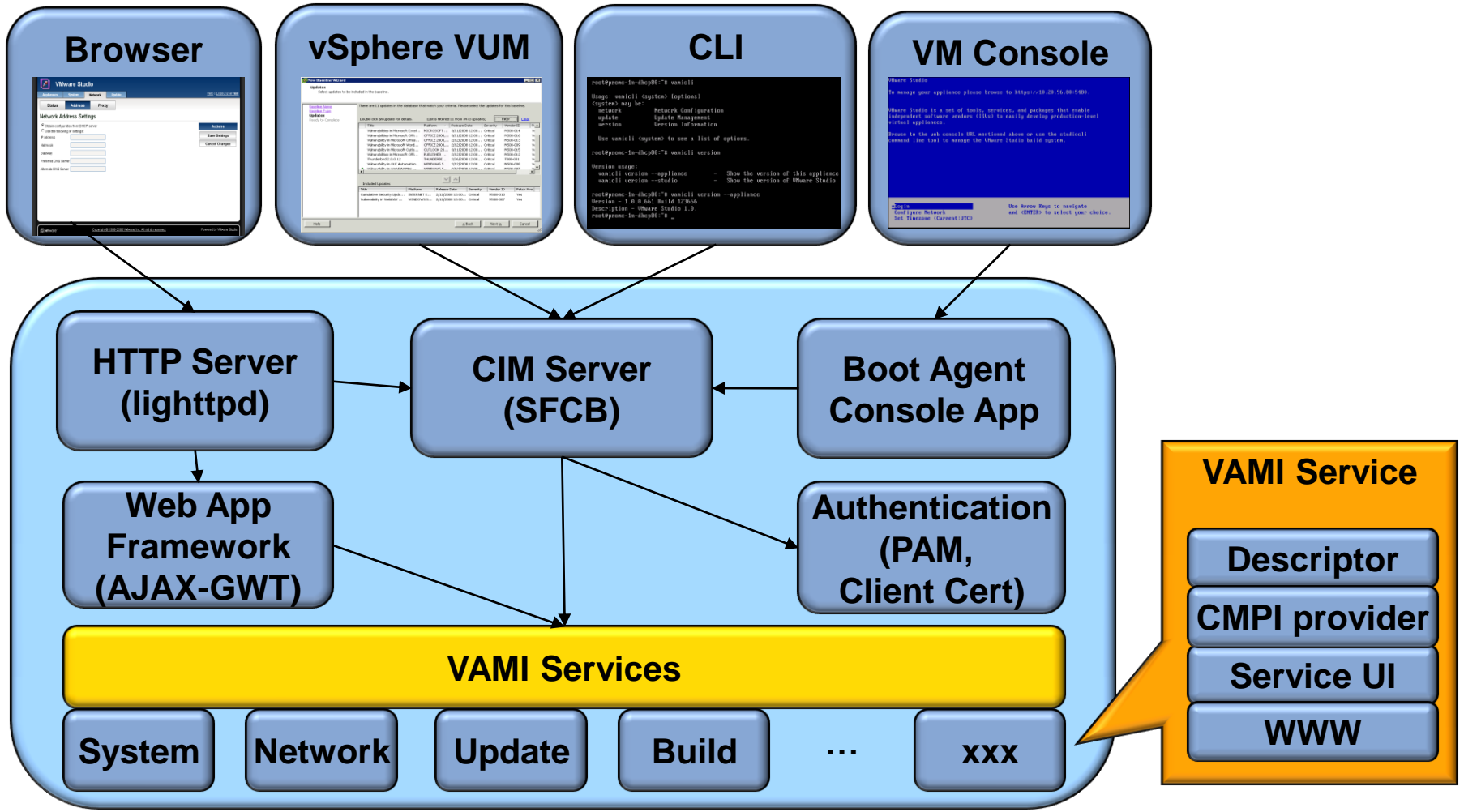
> Demo

- `studiocli`
 - `mkpkg`
 - Build features

VMware Studio Services Framework

- > Extensible In Guest Framework
- > Architecture
 - Client
 - Web GUI - JavaScript API
 - Server
 - CIM Provider
 - Etc

In Guest Framework Architecture



A Peek Into VMware Studio Generated VMs and vApps

- > Application Demo
 - Existing Application (SugarCRM)
 - Packaging

- > Services Demo
 - Wrap application GUI in Service

Key Takeaways

- > VMware Product for
 - Developers to package and test their software on VMs/vApps
 - ISVs who want to ship these VMs and vApps as production-ready Virtual Appliances
- > Studio generates VMs Optimized for VI

- > Location Independent VMs/vApps

Thanks!

- Available June 29
 - <http://communities.vmware.com/community/beta/studiobeta>
- Questions?
- vadm-support at vmware.com

Compatibility Matrix

	Environments to execute VMware Studio on:	Executing VMs created by Studio 2.0 on:
ESX and ESXi 3.5 Ux	✓	✓
ESX and ESXi 4.0	✓	✓
Server 1.0.6	✓	✓
Server 2.0	✓	✓
VC 2.5 Ux	✓	✓
VC 4.0	✓	✓
Workstation 6.5.1	✓	✓
Player 2.0.4		✓
Player 2.5		✓

Compatibility Matrix - Continued

Supported OSes – Studio 1.0:	Supported OSes – Additions in Studio 2.0:
Ubuntu 7.04 – 32 bit	RHEL 5.2, 5.3 – 32 bit and 64 bit
Ubuntu 7.10 – 32 bit	CentOS 5.2 – 64 bit
Ubuntu 8.04 – 32 bit	CentOS 5.3 – 32 bit and 64 bit
RHEL 5.1 – 32 bit	SLES 10.2 – 64 bit
CentOS 5.2 – 32 bit	Ubuntu 8.04.1 – 32 bit (LTS)
SLES 10.2 – 32 bit	Windows 2003 Server – 32 bit and 64 bit
	Windows 2008 Server – 32 bit and 64 bit
Supported Browsers:	Converter:
IE 6.0x, 7.0x	Converter 4.0.1
Firefox 2.0x, 3.0x	