

Vmware converter temp directory ...



[phampson](#) 4 posts since

Jun 30, 2009 I'm sure this has been asked before but I'm having trouble finding it.

How do you change the temp directory for vmware converter 4?

My ova files are too big to restore apparently.

Thanks in advance.

Pat Tags: conversion, converter, converter_standalone_4.0.0



[azn2kew](#) 2,941 posts since

Jun 21, 2006 **1. Re: Vmware converter temp directory** Jul 2, 2009 7:42 PM

I have install vConverter 4.0 standalone client and I see a folder under C:\WINDOWS\Temp\vmware-temp\ which you might want to check it out.

If you found this information useful, please consider awarding points for "Correct" or "Helpful". Thanks!!!

Regards,

Stefan Nguyen

VMware vExpert 2009

iGeek Systems Inc.

VMware, Citrix, Microsoft Consultant



[iamTHEvilONE](#) 1,400 posts since

Apr 1, 2008 **2. Re: Vmware converter temp directory** Jul 3, 2009 6:39 AM

phampson,

Welcome to the VMware Community Forums!

I am not aware of a way to change the temp dir used by Converter. It may be better to provide a the logs and a screen shot of the error messages you are getting from the Converter GUI. Use the File menu option "Export Logs" to generate a Zip file to attach to this post.

If the OVA files are stored on a network drive, please move them to local storage of the system running converter and then attempt the conversion again.

Regards,

EvilOne

VMware vExpert 2009

Vmware converter temp directory ...



NOTE: If your problem or questions has been resolved, please mark this thread as answered and award points accordingly.



[continuum](#) 12,689 posts since

Dec 18, 2003 **3. Re: Vmware converter temp directory** Jul 3, 2009 2:15 PM

How do you change the temp directory for vmware converter 4? Change the Windows %temp% and %tmp% variables - it may be enough to do that per user.


Just curious - why do you use ova files ?

[VMX-parameters- VMware-liveCD - VM-Sickbay](#)



[phampson](#) 4 posts since


Jun 30, 2009 **4. Re: Vmware converter temp directory** Jul 4, 2009 8:47 AM

 in response to: [azn2kew](#) Thanks for the reply. This directory is empty after the fact.



[phampson](#) 4 posts since

Jun 30, 2009 **5. Re: Vmware converter temp directory** Jul 4, 2009 8:51 AM

 in response to: [lamTHEvilONE](#)

EvilOne,

I'm posting the exported log. It seems disc space is not the issue. Per the next post, changing the environmental variables was the solution to move the TEMP drive, but


It apparently doesn't like the vmdk file (which appears to be appropriately sized, so not sure what the actual issue is). So i still have an open issue of trying to figure out what is wrong with the ova file. **Attachments:**

- [ConverterDiagnostics20090704114235.zip](#) (470.8 K)



[phampson](#) 4 posts since

Jun 30, 2009 **6. Re: Vmware converter temp directory** Jul 4, 2009 8:57 AM

 in response to: [continuum](#)

Continuum,

This is the correct answer for moving the TEMP directory to another drive, so thank you for that. the machine i'm running the converter on is vista so i thought i had done this not realizing the setting was not a computer setting, but rather a user setting. Not sure what the computer TEMP setting does, but changing it on the user worked for getting VMWare converter to use the D Drive. This will definitely help once i figure out why my OVA files are failing.

Vmware converter temp directory ...

To answer your question of why i chose OVA files, for some reason, it was the only thing that i could get to work. Every other format i used to pull the servers down from my ESXI 4 beta server would fail. Unfortunately, i needed the same machine to move off the Beta server, so i had do to an in place upgrade. It's a lab so it's not an elegant setup. VMachines stored on the ESXI server (as opposed to on network).