

CD/DVD not showing up in Windows ...



[rfc143](#) 16 posts since

May 2, 2008

Re-installed 2.0.4 after running the uninstaller (multiple times). My CD/DVD drive does not show up at all in Windows. I've read all the threads I could find on the issue, including the one that pointed to a messed up registry entry having to do with Matshita UJ-867 drivers. (in that thread, you delete a registry entry).

I know Windows is messed up and needs repair, but until I can get the CD/DVD drive to show up (It does in my Windows 7 VM), I can't repair it. I'd like to NOT wipe out my VM and start over. I'm out of ideas.



[Direwolf8](#) 16 posts since

Feb 25, 2009 1. **Re: CD/DVD not showing up in Windows Explorer; Can't repair Windows without it...Catch 22**
Jun 26, 2009 11:36 AM

Mount an image of the CD and repair from that.



[DLeid](#) 272 posts since

Apr 26, 2006 2. **Re: CD/DVD not showing up in Windows Explorer; Can't repair Windows without it...Catch 22**
Jun 26, 2009 11:37 AM

You can try transfer the windows installation files into the vm and run the repair from there.

If you find this or any other information helpful or correct, please consider awarding points.



[rfc143](#) 16 posts since


May 2, 2008 3. **Re: CD/DVD not showing up in Windows Explorer; Can't repair Windows without it...Catch 22**
Jun 26, 2009 11:43 AM

 in response to: [Direwolf8](#) How do I make an image from the CD on the Mac?



[Direwolf8](#) 16 posts since

Feb 25, 2009 4. **Re: CD/DVD not showing up in Windows Explorer; Can't repair Windows without it...Catch 22**
Jun 26, 2009 11:48 AM


 in response to: [rfc143](#) Insert the CD. Open Disk Utility and select it. Click on the New Image button and select read-only, no compression. When the image is done, it will have a .dmg extension. You can double click on the file to mount it on your Mac desktop, or rename it to a .iso extension, copy it to the Windows VM, and use a freeware program for mounting CD images.



[rfc143](#) 16 posts since

May 2, 2008 5. **Re: CD/DVD not showing up in Windows Explorer; Can't repair Windows without it...Catch 22**
Jun 28, 2009 4:08 PM

CD/DVD not showing up in Windows ...

 in response to: [Direwolf8](#)

Ok. Almost there. I have the Iso mounted in windows, but if my memory serves me correctly, you can only "repair xp" if you BOOT from the CD. I can't boot from this image. any way around this?



[EricMoore](#) 120 posts since

Jun 29, 2009 6. **Re: CD/DVD not showing up in Windows Explorer; Can't repair Windows without it...Catch 22**
Jun 30, 2009 1:33 PM

 in response to: [rfc143](#) Hello rfc143,

Coming from a different angle, have you attempted to update to Fusion 2.0.5? This version contains several updates that may help your situation without needing to remove or delete your VM.

The update can be found at <http://www.vmware.com/download/fusion/>


Let me know if this helps.

Eric Moore



[Surajst](#) 235 posts since

Jan 10, 2009 7. **Re: CD/DVD not showing up in Windows Explorer; Can't repair Windows without it...Catch 22**
Jun 30, 2009 2:45 PM

 in response to: [rfc143](#) If you are quick enough you can try pressing the 'ESC' key as soon as the VM starts booting which will give you an option to choose the CD drive as the Boot option. If you are not able to get there add the line to the vmx file. (To open the vmx file refer the document Information Gathering for VMware Fusion)

```
bios.bootDelay = "15000"
```

It will give a longer time for you to enter the BIOS where you can change the boot option. This is a good article which explains the procedure to change the BIOS settings. (<http://www.hiren.info/pages/bios-boot-cdrom>)