

Can't "vmware-config.pl" Mandriva with ...



dolphans1 118 posts since

Jan 3, 2005

Hello Peter and all,

I just installed Mandriva Linux 2008 Spring and I installed VMWare 6.03 and I can't configure VMWare, any clues or hints you can give me?

Here is a snippet of information it gives....

*make: *** <http://vmmon.ko> Error 2*

make: Leaving directory `/root/tmp/vmware-config3/vmmon-only'

Unable to build the vmmon module.

Command # vmware-config.pl

Making sure services for VMware Workstation are stopped.

Stopping VMware services:

Virtual machine monitor [OK](#)

Configuring fallback GTK+ 2.4 libraries.

In which directory do you want to install the theme icons?

[/usr/share/icons]

What directory contains your desktop menu entry files? These files have a .desktop file extension. [/usr/share/applications]

In which directory do you want to install the application's icon?

[/usr/share/pixmaps]

Trying to find a suitable vmmon module for your running kernel.

None of the pre-built vmmon modules for VMware Workstation is suitable for your running kernel. Do you want this program to try to build the vmmon module for your system (you need to have a C compiler installed on your system)? [yes](#)

Using compiler "/usr/bin/gcc". Use environment variable CC to override.

What is the location of the directory of C header files that match your running kernel? [/lib/modules/2.6.24.4-desktop-1mnb/build/include]

Extracting the sources of the vmmon module.

Building the vmmon module.

Using 2.6.x kernel build system.

make: Entering directory `/root/tmp/vmware-config3/vmmon-only'

Can't "vmware-config.pl" Mandriva with ...

```
make -C /lib/modules/2.6.24.4-desktop-1mnb/build/include/.. SUBDIRS=$PWD SRCROOT=$PWD/. modules
make[1]: Entering directory `/usr/src/linux-2.6.24.4-desktop-1mnb'
CC [M] /root/tmp/vmware-config3/vmmon-only/linux/driver.o
CC [M] /root/tmp/vmware-config3/vmmon-only/linux/hostif.o
CC [M] /root/tmp/vmware-config3/vmmon-only/common/comport.o
CC [M] /root/tmp/vmware-config3/vmmon-only/common/cpuid.o
In file included from include/asm/bitops.h:2,
from /root/tmp/vmware-config3/vmmon-only/./include/vcpuset.h:74,
from /root/tmp/vmware-config3/vmmon-only/./include/modulecall.h:23,
from /root/tmp/vmware-config3/vmmon-only/common/vmx86.h:18,
from /root/tmp/vmware-config3/vmmon-only/common/hostif.h:18,
from /root/tmp/vmware-config3/vmmon-only/common/cpuid.c:14:
include/asm/bitops_32.h:9:2: error: #error only <linux/bitops.h> can be included directly
make[2]: *** [/root/tmp/vmware-config3/vmmon-only/common/cpuid.o] Error 1
make[1]: *** _module_/root/tmp/vmware-config3/vmmon-only Error 2
make[1]: Leaving directory `/usr/src/linux-2.6.24.4-desktop-1mnb'
make: *** http://vmmon.ko Error 2
make: Leaving directory `/root/tmp/vmware-config3/vmmon-only'
Unable to build the vmmon module.
```

For more information on how to troubleshoot module-related problems, please visit our Web site at "<http://www.vmware.com/download/modules/modules.html>" and "http://www.vmware.com/support/reference/linux/prebuilt_modules_linux.html".

Execution aborted.

Thanks d-1



[dolphans1](#) 118 posts since

Jan 3, 2005 1. Re: Can't "vmware-config.pl" Mandriva with Linux 2.6.24.4-desktop-1mnb #1 SMP Apr 15, 2008 12:48 AM

Now I get this message - **Using compiler "/usr/bin/gcc". Use environment variable CC to override.**

What is the location of the directory of C header files that match your running kernel? [/usr/src/linux/include]

The path "/usr/src/linux/include" is a kernel header file directory, but it does not contain the file "linux/version.h" as expected. This can happen if the kernel has never been built, or if you have invoked the "make mrproper" command in your kernel directory. In any case, you may want to rebuild your kernel.

Can't "vmware-config.pl" Mandriva with ...

What is the location of the directory of C header files that match your running kernel? [/usr/src/linux/include]

d-1



[iamTHEvilONE](#) 1,400 posts since

Apr 1, 2008 2. **Re: Can't "vmware-config.pl" Mandriva with Linux 2.6.24.4-desktop-1mnb #1 SMP** Apr 15, 2008 6:14 AM

👤 in response to: [dolphins1](#) I'm not sure what derivative Mandriva is ... but the common thing I have seen is that a basic install of some distributions don't include the kernel source or GCC/GCC-C++.

With OpenSUSE you need to use YaST to install those 3 items, the kernel source being something like "linux-kernel-source" in the software list.

If Mandriva has YUM or APT-GET, it should be simple to get the packages you are looking for. If it's YaST, you can add an online repository. Otherwise, you need to find the packages & install them before doing the ./vmware-config

I hope this steers you in the right direction.



[jkeller](#) 9 posts since

Dec 30, 2006 3. **Re: Can't "vmware-config.pl" Mandriva with Linux 2.6.24.4-desktop-1mnb #1 SMP** Apr 15, 2008 12:00 PM

Have a look at this post that I made not too long ago:

<http://communities.vmware.com/message/894791>

See my last post to it, the answer is found here:

<http://communities.vmware.com/docs/DOC-3850>

The key is the line "include/asm/bitops_32.h:9:2: error: #error only <linux/bitops.h> can be included directly" (you and I both had that in our output).

This isn't a problem with Mandriva; you can see it in any distro with a kernel from the 2.6.24 series. It causes a bug in VMWare due to the way that headers have changed in the 2.6.24 kernel series. Until VMWare releases a new version (6.0.4?), the fix is to change a line in a file from using "asm/bitops.h" to "linux/bitops.h".

Hope that helps!



[dolphins1](#) 118 posts since

Jan 3, 2005 4. **Re: Can't "vmware-config.pl" Mandriva with Linux 2.6.24.4-desktop-1mnb #1 SMP** Apr 16, 2008 11:31 PM

👤 in response to: [jkeller](#)

This is where I am at - (Error)

```
root@localhost vmware-any-any-update116# ./runme.pl
```

The file /usr/lib/vmware/modules/source/vmmon.tar that this script was about to install already exists. Overwrite? [yes](#)

Can't "vmware-config.pl" Mandriva with ...

The file /usr/lib/vmware/modules/source/vmnet.tar that this script was about to install already exists. Overwrite? [yes](#)

The file /usr/lib/vmware/modules/source/vmblock.tar that this script was about to install already exists. Overwrite? [yes](#)

Updating /usr/bin/vmware ... No patch needed/available

Updating /usr/bin/vmnet-bridge ... No patch needed/available

Updating /usr/lib/vmware/bin/vmware-vmx ... No patch needed/available

Updating /usr/lib/vmware/bin-debug/vmware-vmx ... No patch needed/available

VMware modules in "/usr/lib/vmware/modules/source" has been updated.

Before running VMware for the first time after update, you need to configure it for your running kernel by invoking the following command:

"/usr/bin/vmware-config.pl". Do you want this script to invoke the command for you now? [yes](#)

Making sure services for VMware Workstation are stopped.

Stopping VMware services:

Virtual machine monitor [OK](#)

Configuring fallback GTK+ 2.4 libraries.

In which directory do you want to install the theme icons?

[/usr/share/icons]

What directory contains your desktop menu entry files? These files have a .desktop file extension. [/usr/share/applications]

In which directory do you want to install the application's icon?

[/usr/share/pixmaps]

Trying to find a suitable vmmon module for your running kernel.

None of the pre-built vmmon modules for VMware Workstation is suitable for your running kernel. Do you want this program to try to build the vmmon module for your system (you need to have a C compiler installed on your system)? [yes](#)

Using compiler "/usr/bin/gcc". Use environment variable CC to override.

What is the location of the directory of C header files that match your running kernel? [/lib/modules/2.6.24.4-desktop-1mnb/build/include]

Extracting the sources of the vmmon module.

Building the vmmon module.

Unknown VMware Workstation 6.0.3 build 80004 detected. Building for Workstation 6.0.0.

Can't "vmware-config.pl" Mandriva with ...

Using 2.6.x kernel build system.

```
make: Entering directory `/root/tmp/vmware-config7/vmmon-only'
make -C /lib/modules/2.6.24.4-desktop-1mnb/build/include/.. SUBDIRS=$PWD SRCROOT=$PWD/. modules
make[1]: Entering directory `/usr/src/linux-2.6.24.4-desktop-1mnb'
CC [M] /root/tmp/vmware-config7/vmmon-only/linux/driver.o
CC [M] /root/tmp/vmware-config7/vmmon-only/linux/driverLog.o
CC [M] /root/tmp/vmware-config7/vmmon-only/linux/hostif.o
CC [M] /root/tmp/vmware-config7/vmmon-only/common/comport.o
CC [M] /root/tmp/vmware-config7/vmmon-only/common/cpuid.o
CC [M] /root/tmp/vmware-config7/vmmon-only/common/hash.o
CC [M] /root/tmp/vmware-config7/vmmon-only/common/memtrack.o
CC [M] /root/tmp/vmware-config7/vmmon-only/common/phystrack.o
CC [M] /root/tmp/vmware-config7/vmmon-only/common/task.o
gcc: error trying to exec 'cc1plus': execvp: No such file or directory make[2]: ***
[/root/tmp/vmware-config7/vmmon-only/common/task.o] Error 1 make[1]: ***
_module_/root/tmp/vmware-config7/vmmon-only Error 2 make[1]: Leaving directory
`/usr/src/linux-2.6.24.4-desktop-1mnb' make: *** http://vmmon.ko Error 2 make: Leaving directory
`/root/tmp/vmware-config7/vmmon-only' Unable to build the vmmon module.
```

For more information on how to troubleshoot module-related problems, please visit our Web site at "<http://www.vmware.com/download/modules/modules.html>" and "http://www.vmware.com/support/reference/linux/prebuilt_modules_linux.html".


Execution aborted.

Someone said to google this patch, but that it was not official " vmware-any-any patch v1.0.3"



[iamTHEvilONE](#) 1,400 posts since

Apr 1, 2008 5. **Re: Can't "vmware-config.pl" Mandriva with Linux 2.6.24.4-desktop-1mnb #1 SMP** Apr 17, 2008 6:05 AM

 in response to: [dolphins1](#) Any Any patch is suppose to help get vmware tools installed on any linux based system.

It looks like the compiler used got an error, esp since it wasn't the expected one.

i.e. CC instead of GCC ... when it encounters the error it attempts to use GCC-C++, but can't locate the module in the default location.


at least, that's what it looks like to me.



[dolphins1](#) 118 posts since

Jan 3, 2005 6. **Re: Can't "vmware-config.pl" Mandriva with Linux 2.6.24.4-desktop-1mnb #1 SMP** Apr 17, 2008 6:51 PM

Can't "vmware-config.pl" Mandriva with ...

 in response to: [lamTHEvilONE](#) Yes llamtheOne, that is what I read, that it is supposed to, however for my application of Mandriva Spring 2.6.24 2008 it is not. I tried any-any update .116 & .115 and I have tried VMware 6.02 and 6.03. I have tried untaring vmon and retaring and it still fails for me. Perhaps I am overlooking a very important step.

For me the easiest solution was to abandon VMware 6.02 and 6.03 and test VMware - Workstation 6,5 Beta. With the 2.6.24 Kernel it installed without a hitch. However with Windows98 1st edition, the VMware tools does nothing for the graphics. I had to install Sci-Tech Doctor Beta 7 to make windows98 work with reasonable acceptance.

Back to the original topic, after running any-any patch, I went back to see if the changes were made inside vmmon, and they appeared to have been made, but I still received the same classic error message indicative of this issue.

I will follow this post and other to see if there is a more reliable fix.


Thanks for your response.....

d-1



[dolphans1](#) 118 posts since

Jan 3, 2005 7. **Re: Can't "vmware-config.pl" Mandriva with Linux 2.6.24.4-desktop-1mnb #1 SMP** Apr 20, 2008 1:05 AM

 in response to: [dolphans1](#)

Solution: I installed VMware WorkStation 6.5 Beta and it installed great, no problems.

With VMware 6.02 and 6.03 I never had any luck running the any-any-update program patch and I tried both versions, .115 & .116.

Thanks d-1