

# Fusion on a new MacBook Air and all my ...

---



[RRCMAW](#) 3 posts since

Feb 9, 2008 I need some help please!! I have installed 'Fusion' on a new MacBook Air. The 1.1.1 installed properly and I then installed Windows XP. After all was completed I hit the 'Fusion' icon on my desktop it brought up a window called 'virtual machine library'. I highlighted the windows xp and hit 'run'. Now here's the problem - after hitting run the black screen with the triangle come up for a split second and the screen went back to my desktop. I can't get into windows!! I was told by a 'fusion tech' to uninstall all of it and start over. I did that with no success. Has anybody had this problem??



[etung](#) 11,086 posts since

Oct 15, 2006 **1. Re: Fusion on a new MacBook Air and all my problems!** Feb 9, 2008 5:26 PM

There have been some reports that match what you describe if the virtual optical drive is set to physical and there is no superdrive present, or if it is empty. Try changing it to be an image or remove the virtual optical drive under Settings.



[RRCMAW](#) 3 posts since

Feb 9, 2008 **2. Re: Fusion on a new MacBook Air and all my problems!** Feb 9, 2008 9:06 PM

in response to: [etung](#) Etung:

Thanks for your response!! I'm pretty new at this. I installed windows with the MacBook Air 'super drive'. How do I see if the virtual optical drive is set to physical? And where do I find the 'settings' so if I need to remove the drive? Thanks so much.

Mark



[WoodyZ](#) 10,110 posts since

Apr 22, 2004 **3. Re: Fusion on a new MacBook Air and all my problems!** Feb 9, 2008 10:43 PM

in response to: [RRCMAW](#) RRCMAW wrote: How do I see if the virtual optical drive is set to physical? And where do I find the 'settings' so if I need to remove the drive?

Aside from the Settings button on the Virtual Machine Library window or the Settings command on the Virtual Machine menu on the VMware Fusion menu bar or the Optical Drive icon on the Status Bar one could always look in VMware Fusion menu bar > Help > VMware Fusion Help > Managing Virtual Machines > Configuring the CD/DVD Drive.



[RRCMAW](#) 3 posts since

Feb 9, 2008 **4. Re: Fusion on a new MacBook Air and all my problems!** Feb 10, 2008 3:38 AM

in response to: [WoodyZ](#) WoodyZ:

Thank you so much. That worked and everything right now seems to be

Fusion on a new MacBook Air and all my ...

okay. I hope it continues working. You should be working for "Fusion".

Mark



[Kiftsgate](#) 3 posts since

Feb 10, 2008 **5. Re: Fusion on a new MacBook Air and all my problems!** Feb 10, 2008 8:32 AM

I haven't been able to get Fusion working on my MacBook Air either. I think it must have something to do with the MacBook Air not having any physical drive that VM or Windows recognises as "real". I wasted about 2 hours trying different things last night.

If I try to start up a VM that I created on my desktop MacPro, VM just crashes - it vanishes without even an error message. (Just like you are describing.)

If I try to install a fresh copy of XP from either a disk image or Remote Disk, I get the error message "no operating system found" and the install ends.

I have done searches in Google and it seems that some people using the MacBook Air's USB superdrive have got VM working but that it stops working as soon as the Superdrive is removed.

It must be a specific problem to do with VM Fusion on the MacBook Air. I hope VM read these forums and get a fix out to us!!

Anybody know how to report this bug to VM?



[Kiftsgate](#) 3 posts since

Feb 10, 2008 **6. Re: Fusion on a new MacBook Air and all my problems!** Feb 10, 2008 9:00 AM

in response to: [Kiftsgate](#) Ah. I've now got it working after following the advice in this thread about using the settings to tell VM that the Virtual Machine has no optical drive.

Sorry, in my haste to post my experiences I hadn't noticed that the solution was already here...

I hope VM do read this thread though and make this all a bit simpler for owners of MacBooks Airs.

In case it helps any other MacBook Air owners with this problem I have attached a screen shot of the setting.

**Attachments:**

-  [Settings.jpg](#) (19.2 K)



[iDavid](#) 2 posts since

Feb 12, 2008 **7. Re: Fusion on a new MacBook Air and all my problems!** Feb 12, 2008 10:11 AM

in response to: [Kiftsgate](#)

I'm running 10.5.2 on a MacBook Air and VMWare Fusion 1.1.1 using Windows XP/SP2.

I have the virtual DVD drive disabled per this thread. The vmware instance will start and the program will work for a while, a while being 5 minutes or so.

In fact I just timed it and it was 5 minutes on the dot to going to suspend mode.


Fusion on a new MacBook Air and all my ...

If I switch over to some other action on leopard, the instance will put itself into suspend mode. In looking over VMWare preferences I don't see any config items for "auto-suspend", so I'm wondering why this is occurring.




[Kiftsgate](#) 3 posts since

Feb 10, 2008 8. **Re: Fusion on a new MacBook Air and all my problems!** Feb 12, 2008 1:35 PM

 in response to: [iDavid](#) Hi iDavid


I'm not getting this. XP runs fine after telling VM that there isn't an optical drive.

I know that's not much help. Sorry 



[etung](#) 11,086 posts since

Oct 15, 2006 9. **Re: Fusion on a new MacBook Air and all my problems!** Feb 12, 2008 1:37 PM

 in response to: [iDavid](#) Fusion doesn't have an auto-suspend feature, but XP might in the form of energy settings. If you've configured Fusion to pass battery status through to the guest, XP will know it's on battery power and may auto-suspend